VLADIMIR PLANT OF PRECISION ALLOYS

Specifications

NICKEL ALLOYS AND SPECIAL STEEL LONG PRODUCTS

• wire • bar • rod • strip

Electrical Resistance / Heating alloys
Welding Consumable
Pure Wrought Nickel
Heat Resistant / High-temperature alloys
Thermal Spray
Stranded resistance wire

VZPS

2016

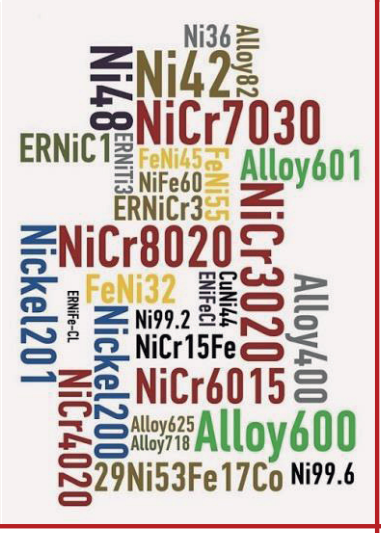

Content

en.vlzps.ru

VZPS

VZPS

Electrical Resistance alloys

Electrical Resistance alloys

Rezistan© is electrical resistance alloy manufactured by Vladimir Plant of Precision Alloys similar to such brands as Nikrothal, Resistohm and Cronix. Electrical resistance alloys are widely applied in many fields from industrial furnaces, heating elements to household goods, where electrical resistance materials are essential.

Brand Name	Alloy				Standards	
	Common Name	Werk Nr.	UNS	Analogue		
Rezistan 80	NiCr 80/20	2.4869	N06003	Nikrothal 80 Resistohm 80	DIN 17470/17471	ASTM B 344
Rezistan 70	NiCr 70/30	2.4658	N06008	Nikrothal 70 Resistohm 70	DIN 17470/17471	ASTM B 344
Rezistan 60	NiCr 60/15	2.4867	N06004	Nikrothal 60 Chromel C	DIN 17470/17471	ASTM B 344
Rezistan 30	NiCr 30/20	1.4860		Ni30Cr20	DIN 17470/17471	ASTM B 344

The Rezistan© alloys offer excellent resistance in reducing, neutral and oxidizing environments. Alloy shows extended lifetime under fluctuating temperatures, particularly when used in heating elements, that are being continually switched on and off.

Brand Name	Alloy	Chemical composition							Application
	Common Name	Ni	Cr	Fe	Cu	C	Si	Mn	
Rezistan 80	NiCr 80/20	Bal.	19-21	<1	<0.5	<0.15	0.5 -2.0	<1	Use under 1200 °C
Rezistan 70	NiCr 70/30	Bal.	29 - 32	5	<0.5	0.1	0.5 -2.0	1.0	
Rezistan 60	NiCr 60/15	Bal.	14-19	19-25	<0.5	0.15	0.5-2.0	2.0	Use under 1150 °C
Rezistan 30	NiCr 30/20	28-31	18-22	Bal.	<0.5	0.1	1.8-3	1.0	Use under 1100 °C

Rezistan© has excellent mechanical strength, and good surface stability. These alloys revealed as a perfect substitution to FeCrAl lines of grades, able to withstand temperatures up to 1250 °C depending on grade.

Alloy	Physical properties				Mechanical properties	
	Density g/cm3	Electrical resistivity at 20°C Ω mm^2/m	Max continuous operating temperature in air °C	Melting point °C	Tensile strength Rm, MPa	Elongation A%
Rezistan 80	8.3	1.08	1200	1400	650 - 800	>18
Rezistan 70	8.2	1.16	1200	1380	600 - 800	>18
Rezistan 60	8.2	1.11	1150	1390	600 - 700	>18
Rezistan 30	7.9	1.04	1100	1380	600 - 700	>18

Nickel-chromium alloys are used for wire, ribbon and strip heating elements and are well-suited for service in extreme environments where they are subjected to pressure and heat.

Product form	Dimensions	Length	Supply conditions
Wire	0.2-12.0	-	hot finished; cold finished; pickled, peeled; turned, bright or oxidized annealed.
Bar	2.0-60.0	300 – 4000 mm	
Strip	TH 2.5mm	-	

JSC VLADIMIR PLANT OF PRECISION ALLOYS

Kuybysheva street, 26, Vladimir, 600026, Russia
D-U-N-S 566045858
en.vlzps.ru; export@vlzps.ru

Phones:
+7 (495) 937-86-71 – export sales
+7 (4922) 44-78-13 – production

Welding Consumables

Welding Consumables

WeldMe© alloys product line is produced of 100% pure raw materials, which helps to minimize the content of sulfur, phosphorus and other impurities.

Our welding consumables have high weldability, excellent strength of connections and perfect structure of seams. Furthermore, these alloys show superior strength at elevated temperatures, excellent corrosion-resistance properties to many aggressive environments.

Alloy					Standards	
Brand Name	Common name	Werk Nr.	UNS	Analogue		
WeldMe 99	ERNi-CI		N02215		AWS A5.15	EN ISO 18274
WeldMe 61	ERNi-1	2.4155	N02061	Alloy 200	AWS A5.14	EN ISO 18274
WeldMe 80	ERNiCr-6	2.4639	N06076		AWS A5.14	EN ISO 18274
WeldMe 55	ENIFe-CI	2.4560	W82002		AWS A5.15	EN ISO 18274
WeldMe 82	ERNICr-3	2.4806	N06082	Alloy 82	AWS A5.14	EN ISO 18274
WeldMe 625	ERNICrMo-3	2.4831	N06625	Alloy 625	AWS A5.15	EN ISO 18274
WeldMe 601	ERNiCrFe-11	2.4626	N06601		AWS A5.14	EN ISO 18274
WeldMe 2209	ER2209		S39209		A5.9	EN ISO 18274
WeldMe 385	ER385		W88904		A5.9	EN ISO 18274

Vladimir Plant of Precision Alloys produces welding solid wire and rods made of high performance stainless steels and nickel alloys, designed to increase productivity and lower production cost.

Alloy		Chemical composition										
Brand Name	Common Name	Ni	Cr	Mo	Fe	Cu	Nb	Al	Ti	C	Si	Mn
WeldMe 99	ENi-CI	>90.0	-	-	4.0	4.0	-	-	-	<1.0	<0.75	2.5
WeldMe 61	ERNI-1	>93.0	-	-	1.0	0.25	-	<1.5	2.0-3.5	<0.15	<0.75	1.0
WeldMe 80	ERNiCr-6	>75.0	19.0-21.0	-	2.0	0.5	-	<0.4	0.15-0.50	0.08-0.015	<0.3	1.0
WeldMe 55	ENIFe-CI	45-60	-	-	Bal.	2.5	-	<1.0	-	<2.0	<4.0	2.5
WeldMe 82	ERNICr-3	<67.0	18.0-22.0	-	3.0	0.5	2-3	-	0.75	0.1	<0.5	2.5-3.5
WeldME 625	ERNICrMo-3	>58.0	20.0-23.0	8.0-10.0	5.0	<0.5	3.15 - 4.15	<0.4	<0.4	<0.1	<0.5	<0.5
WeldMe 601	ERNiCrFe-11	58 - 63	21-25	-	Bal.	1.0	-	<1.0-1.7	-	<0.1	<0.5	1.0
WeldMe 2209	ER2209	7.5-9.5	21.5-23.5	2.5-3.5	Bal.	-	-	-	-	<0.03	<0.9	0.5-2.0
WeldMe 385	ER 385	24-26	19.5-21.5	4.2-5.2	Bal.	1.2-2.0	-	-	-	<0.025	<0.50	1.0-2.5

Welding Consumables

High temperature operations of welds can be a cause of metal cracking if materials work with dirt, oil or alloy has critical contamination of Sulphur, Carbon, Phosphorus or Lead.

Traceability of chemical composition accurately followed for the production of WeldMe© alloys due to implemented quality management system at Vladimir Plant of Precision Alloys and use of pure Ni, Cr, Mo materials in melting process. Factory chemical analysis gained by plasma optical emission spectrometer, additional chemical tests is performed by independent laboratories.

Brand Name	Alloy	Mechanical properties			Application
		Tensile strength Rm, MPa	Yield strength Rp0.2(MPa)	Elongation A%	
WeldMe 99	ENi-CI	Min 300	262-414	3-6	Binary Nickel-Iron (Ni-Fe) and Ni based complex welding alloys are supplied in welding rod and wires in standard length or length up to the consumers' request. For normal service conditions, the chemical compositions are available in various Ni contents according to the most of American and European standards.
WeldMe 61	ERNi-1	Min 380	255	28	
WeldMe 80	ERNiCr-6	Min 550		25	
WeldMe 55	ENIFe-CI	Min 400	296-434	6-13	
WeldMe 82	ERNICr-3	Min 550		Min 30	
WeldMe 625	ERNICrMo-3	Min 760		Min 30	
WeldMe 601	ERNiCrFe-11	Min 650		Min 42	
WeldMe 2209	ER2209	Min 720	560	40	
WeldMe 385	ER385	Min 600	410	36	

We manufacture High Nickel Alloy filler materials for all forms of welding & Brazing: TiG, MiG, SUB-ARC, Spray Arc, MMA and many more. Manufacturing of filler materials is performed in accordance with EN 13479:2004, EN ISO 18274, other EN, ISO and ASTM standards. Vladimir Plant of Precision Alloys is assuming legal responsibility for the conformity of the product with its declared performance carried out under Construction Product Regulations 2015 (CPR).

Product form	Diameter, mm	Length, mm	Packaging
Wire (GMAW/SAN)	0.8, 1.0, 1.2, 1.6, 2.0, 2.4, 2.5, 3.2, 4.0, 5.0	-	Spools S300/K300, Coils
TIG Rods (GTAW)	2.0, 2.5, 3.2, 4.0, 5.0	915 - 1000	Carton box
Electrode core wire	2.0, 2.5, 3.20, 3.25, 4.0, 5.0	250, 300, 350, 400, 450, 500	Wooden box

Heat resistant and superlative strength at high temperature (780 - 1000 °C) make alloys suitable for hydro turbine components, engines, heating and petrochemical equipment parts, kilns. Our welding consumables are widely applied for welding of vital parts in Machinery, Metallurgy, Aerospace, Military, Medicine and Maintenance.

CE 0035-cp r-c629
en 13479:2004

JSC VLADIMIR PLANT OF PRECISION ALLOYS

Kuybysheva street, 26, Vladimir, 600026, Russia
D-U-N-S 566045858
en.vlzps.ru; export@vlzps.ru

Phones:
+7 (495) 937-86-71 – export sales
+7 (4922) 44-78-13 – production

Pure Nickel

Pure wrought nickel is the best option among materials with high ductile properties at wide range of temperatures. Wire of Pure Nickel is mainly used for the manufacturing of connections for heating elements as well as heating spirals in spark-plugs. The maximum working temperature in air is 700 °C.

Alloy				Standards	
Brand Name	Werk Nr.	UNS	Analogue		
Nickel 200	2.4066 2.4068	N02200	LC Nickel 99.2 Alloy 200	DIN 17740	ASTM B160
Nickel 201	2.4060 2.4061	N02201	LC-Ni99.6 Alloy 201	DIN 17740	ASTM B160
Nickel 205	2.4061				ASTM F1 ASTM F3
Nickel 212	2.4110			DIN 17740	ASTM B160

Annealed nickel has a low hardness and good ductility and malleability. Nickel also has good thermal conductivity. This means it can be used for heat exchangers in corrosive environments. In case mechanical parts require excellent corrosion , Nickel has a relatively low work-hardening rate, but it can be cold worked to moderately high strength levels while maintaining ductility.

Alloy	Chemical composition						Application
Brand Name	Ni	Fe	Cu	C	Si	Mn	Electrical parts and electronic components, aircraft gas turbines, nuclear power systems, magneto-strictive Transducers
Nickel 200	99.2	0.4	0.25	0.02	0.25	0.35	
Nickel 201	99.6	0.25	-	0.02	0.15	0.35	
Nickel 205	99.0	0.2	0.15	0.15	0.15	0.35	
Nickel 212	97.0	-	-	-	-	1.5-2.5	

Compared to nickel alloys, commercially pure nickel has high electrical conductivity, a high Curie temperature and good magnetostrictive properties. Pure Nickel is magnetic up to approx. 350 °C.

Alloy	Physical properties				Mechanical properties	
	Density g/cm3	Electrical resistivity at 20°C Ω mm^2/m	Melting point °C	Curie temperature °C	Tensile strength Rm, MPa	Elongation A%
Nickel 200	8.9	0.096	1440	360	370 – 700	2-30
Nickel 201	8.9	0.093	1440	358	350 -550	5-30
Nickel 205	8.9	0.095	1440	343	345	45
Nickel 212	8.9	0.11	1440	360	400	15-30

Commercially pure or low alloy nickel finds its main application in chemical processing and electronic.

Product form	Dimensions	Length	Supply conditions
Wire	Ø 0.2 - 12 mm	-	soft annealed; semi-hard; hard
Bar	Ø 2.0 – 60.0 mm	300 – 4000 mm	

JSC VLADIMIR PLANT OF PRECISION ALLOYS
Kuybysheva street, 26, Vladimir, 600026, Russia
D-U-N-S 566045858
en.vlzps.ru; export@vlzps.ru
Phones:
+7 (495) 937-86-71 – export sales
+7 (4922) 44-78-13 – production

Heat Resistant alloys

Heat Resistant alloys

Nowadays more furnace components, more facilities, equipment and parts are being used in harsh and high temperature fields. As a result high temperature alloys provide strength, environmental resistance and stability between 260°C and 1350°C.

Alloy			Standards	
Brand Name	Werk Nr.	UNS		
Alloy 330	1.4864	N08330	DIN 10095	AMS 5716
Alloy 330 Nb	1.4887	-	DIN 10095	-
Alloy 600	2.4816	N06600	DIN 17742 DIN 17752 DIN 17753	ASTM B 166
Alloy 601	2.4851	N06601	DIN 17742 DIN 17752 DIN 17753	ASTM B166 ASTM B168
Alloy 625	2.4856	N06625	DIN 17744 DIN 17752 DIN 17753	ASTM B446
Alloy 718	2.4668	N07718	DIN 17744 DIN 17752 DIN 17753	ASTM B637
NiCr 80/20 Nb	according to factory specification			

These alloys are widely used in chemical processing industries, offering high resistance to uniform attack, exceptional localized corrosion and stress corrosion cracking resistance, and ease of welding and fabrication. By eliminating the need for costly workovers, high temperature and corrosion resistant alloys offer valuable life cycle cost advantages.

Alloy	Chemical composition									Application
Brand Name	Ni	Cr	Mo	Fe	Nb	C	S	Si	Mn	
NiCr 80/20 nb	>75.0	19.0-21.0	-	1.0	1.0	<0.15	-	0.75 – 1.5	2.0	Chemical and corrosion resistance applications; manufacturing of furnace parts such as conveyor belts, wire meshes or other products
Alloy 330	34.0-37.0	17.0-20.0	-	Bal.	-	<0.08	<0.03	0.5 -2.0	1.0	
Alloy 330 nb	33.0-37.0	20.0-23.0	-	Bal.	1.0-1.5	<0.015	<0.015	1.0-1.2	<2.0	
Alloy 600	72.0	14.0-17.0	-	6.0-10.0	-	0.1	-	0.5	1.0	
Alloy 601	58.0-63.0	21.0-25.0	-	Bal.	-	-	-	1.0	1.0	
Alloy 625	58.0	20.0-23.0	8.0-10.0	-	-	0.1	-	0.5	0.5	
Alloy 718	50.0-55.0	17.0-21.0	2.8-3.3	-	-	0.08	-	0.35	0.35	

Vladimir Plant of Precision Alloys provides the wide range of resistant alloys from its own production, manufactured in accordance with international DIN, ISO and ASTM standards or custom-melted specialty grades to chemistry specifications of the customers.

Alloy	Physical properties				Mechanical properties	
	Density g/cm3	Electrical resistivity at 20°C Ω mm^2/m	Max continuous operating temperature in air °C	Melting point °C	Tensile strength Rm, MPa	Elongation A%
NiCr 80/20 nb	8.30	1.08	1200	1380	650-800	30
Alloy 330	7.95	1.09	1100	1400	580-750	30
Alloy 330 Nb	7.95	1.09	1050	1380	500 - 750	32
Alloy 600	8.47	1.03	1093	1360-1410	600	10-25
Alloy 601	8.11	1.18	1093	1360-1411	600	45931
Alloy 625	8.44	1.29	1093	1290-1350	690-830	30
Alloy 718	8.22	1.22	1093	1260 - 1336	530 - 1275	12-38

Heat Resistance alloys have been used generally in the presence of combustion from heat sources such as turbine engines, reciprocating engines, power plants, furnaces and pollution control equipment.

Product form	Dimensions	Length	Supply conditions
Wire	0.2 - 12 mm	-	soft annealed; semi-hard; hard
Bar	2.0 - 60 mm	300 – 4000 mm	
Strip	TH > 2.5 mm	20 mm > width > 100 mm	

JSC VLADIMIR PLANT OF PRECISION ALLOYS

Kuybysheva street, 26, Vladimir, 600026, Russia
D-U-N-S 566045858
en.vlzps.ru; export@vlzps.ru

Phones:
+7 (495) 937-86-71 – export sales
+7 (4922) 44-78-13 – production

Thermal Spray solid wire

Vladimir Plant of Precision Alloys supplies wide range of nickel-based alloys, which helps to achieve the best solutions for thermal spraying coating together with economically reasonable performance of materials feeding.

Alloy				Standards
Brand Name	Werk Nr.	UNS	Analogue	
Ni 99.2	2.4066	N02200	Metco Nickel, PMET 806, 06T, 60T, 06E Nickel	ISO 14919:2015(E)
Ni 95 Al 5		N03301	301TSW, Metco 8400, Kanthal SW 806, PMET 885, 75B®, 75E, EuTronic® Arc 500	ISO 14919:2015(E)
Ni 93 Ti 3			Metco 8448, Alloy 61	
Ni 56 Cr 43 Ti			NiCrTi, Metco 8500, PMET 889, 45CT®	
Ni 40 Fe 40 Cr 20			Fe-base CrC, Metco X10, Kanthal SW 230	ISO 14919:2015(E)
Alloy 82		N06082	ERNiCr-3, INCONEL® Thermal Spray 82TSW	AWS A5.14
Alloy 625	2.4856	N06625	Metco 8625, PMET 860, 71T	AWS A5.15

Thermal spray coating sustain wear and corrosion resistance active surface of the equipment, tools and parts operated in the most aggressive in industries such as metallurgy, machinery, chemical and other industries.

Alloy	Chemical composition										
Brand Name	Ni	Cr	Mo	Fe	Cu	Nb	Al	Ti	C	Si	Mn
Ni 99.2	>99.2	-	-	<0.4	<0.1	-	-	-	< 0.25	<0.2	< 0.3
Ni 95 Al 5	Bal.	-	-	<0.3	<0.08	-	4.5-5.5	<0.4	<0.005	<0.5	<0.3
Ni 93 Ti 3	Bal.							3.3			
Ni 56 Cr 43 Ti	56.0	43.0	-	-	-	-	-	0.7	-	-	-
Ni 40 Fe 40 Cr 20	34.0-37.0	18.0-21.0	-	Bal.	-	-	-	-	<0.1	1.6-2.5	<1
Alloy 625	>58.0	20.0-23.0	8.0-10.0	5.0	<0.5	3.15 - 4.15	<0.4	<0.4	<0.1	<0.5	<0.5

Smooth spraying protection layer is the one of the main goals reached by preparation of surface and purity of spraying alloys. Removal of grease, oil or other dirt from surface increases layer bond strength. Reduction of Sulphur, Carbon and Phosphorus in alloys together with high level of austenitic phase reached by usage of 100% Pure Raw Materials (Ni, Cr and Fe) while melting.

Alloy	Typical Coating Properties				
	Deposition efficiency %	Hardness, HV	Bond strength Mpa	Density g/cm^3	Melting point °C
Ni 99.2	65-75	99 - 116	35	8.9	1455
Ni 95 Al 5	70	180-250	65	8.2	1430
Ni 93 Ti 3	60-75	140-210	30	8.4	1450
Ni 56 Cr 43 Ti	80-90	285-320	50	8.0	1482
Ni 60 Fe 25 Cr 15	60-70	160-230	50	8.2	1300
Ni 40 Fe 40 Cr 20	60-75	160-240	50	7.9	1390
Alloy 82	65-75	150-240	50	8.3	1300
Alloy 625	70	190	50	8.44	1350

First-grade materials guarantee a long-term surface protection and usually supplies in further specifications.

Product	Dimensions	Supply conditions	Packaging
Wire	Ø 1.2; 1.6; 2.0; 3.2	Bright annealed	Spools: D300, K300; BS 300
			Coils 350 -450 mm

JSC VLADIMIR PLANT OF PRECISION ALLOYS

Kuybysheva street, 26, Vladimir, 600026, Russia
D-U-N-S 566045858
en.vlzps.ru; export@vlzps.ru

Phones:
+7 (495) 937-86-71 – export sales
+7 (4922) 44-78-13 – production

Stranded resistance heating wire

Stranded resistance heating wire

Strandard wire supplies in 19-strands and used at elevated temperatures in oxidized atmospheres. NiCr and Nickel stranded wire with excellent form stability and continuous operating characteristics for wide range of industrial applications.

Chemical Composition:

Alloy	Approximate composition, %				Resistivity at 20 ^{0}C	Max temperature
	Ni	Cr	Fe	Mn	Ωmm^2/m	^{0}C
Rezistan 80	>75	19 – 21	<1.0	<1.0	1.12	1200
Rezistan 60	>59	14 – 19	19 – 25	<2.0	1.11	1150
Ni99.2 (Alloy 200)	99.2		0.25	0.35	0.1	
Alloy 212 (NiMn2)	97			2.0	0.11	

Stranded wire is a main assembly in heating lateral and transverse pad heaters, carry out for heat-treating of complex shape tools and equipment outside the furnace (heat-exchangers, boilers, rollers, piping systems etc.)

Specification:

Alloy	Standard strand construction				Total nominal dia-meter	Resistance	Length	Weight
	Specification	Layer 1 - right hand, mm	Layer 2 - left hand, mm	King wire, mm	mm	Ω/m	m/kg	g/m
NiCr 80/20	18 x 0.523 + 1 x 0.574	6 x 0.523	12 x 0.523	1 x 0.574	2.67	0.275-0.305	29	34
NiCr 80/20	18 x 0.544 + 1 x 0.574	6 x 0.544	12 x 0.544	1 x 0.574	2.67	0.235-0.280	27	37
NiCr 80/20	18 x 0.574 + 1 x 0.574	6 x 0.574	12 x 0.574	1 x 0.574	2.87	0.225-0.270	25	41
NiCr 60/15	18 x 0.523 + 1 x 0.574	6 x 0.523	12 x 0.523	1 x 0.574	2.67	0.271-0.297	30	34
Ni99.2 (Alloy 200)	18 x 0.574 + 1 x 0.574	6 x 0.574	12 x 0.574	1 x 0.574	2.87	0.020-0.027	21	47
Alloy 212 (NiMn2)	18 x 0.574 + 1 x 0.710	6 x 0.574	12 x 0.574	1 x 0.710	2.87	0.022-0.028	22	45

Heating mats can be used at temperatures up to 1200 °C.
Annealing temperature of parts can reach 1050 °C.

Stranded resistance heating wire:

Specification	Wire Diameter, mm	Spool type	*Standart Weight, kg	Length on spool, m
18 x 0.523 + 1 x 0.574	2,67	DIN 355	17,6	500
18 x 0.574 + 1 x 0.574	2,87	DIN 355	17,6	500
18 x 0.544 + 1 x 0.574	2,67	DIN 355	17,6	500
18 x 0.574 + 1 x 0.710	2,87	DIN 355	17,6	500

Product packaging

Wire on spools:

Wire Diameter, mm	Spool type	*Standart Weight, kg	Packaging
0.2 – 0.55	K 125 IEC 264-2 (DIN46399)	3	6 pcs. in carton box
0.25 – 1.2	K 160 IEC 264-2 (DIN46399)	5	6 pcs. in carton box
0.4 – 1.2	K 200 IEC 264-2 (DIN46399)	10	2 pcs. in carton box
0.4 – 1.2	K 250 IEC 264-2 (DIN46399)	20	1 piece in carton box

*Spools can supplier in bigger weight

Welding Wire:

Wire Diameter, mm	Spool type	Standard Weight, kg	Packaging
0.8 – 3.0	K 300 basket spool (DIN 8559)	15-18	1 pcs. in carton box
0.8 – 3.0	K 415 basket spool (DIN EN 544)	25-30	1 pcs. in carton box
0.8 – 3.0	D 200 plastic spool (DIN 8559)	5	1 pcs. in carton box
0.8 – 3.0	D 300 plastic spool (DIN 8559)	15	1 pcs. in carton box

TIG rods, mm	*Length, mm	Standard Weight, kg	Packaging
2.0, 2.5, 3.2, 4.0, 5.0	915-1000	5	Carton box

Electrode core wire, mm	*Length, mm	Standard Weight, kg	Packaging
2.0, 2.5, 3.20, 3.25, 4.0, 5.0	250, 300, 350, 400, 450, 500	250 - 500	Wooden box

* Other rods length available

Wire coils:

Wire Diameter, mm	Coil Diameter, mm		*Standart Weight, kg
	Inner size	Outer size	
1.0 – 2.0	400	600	20 – 30
2.1 – 4.9	450	600	20 – 30
5.0 – 7.0	650	1000	30 – 50
7.1 – 12.0	650	1000	30 – 50

* Other weights are available upon request

Ribbon coils:

Thickness, mm	Width, mm	Coil Diameter, mm	Standart Weight, kg
2.5 – 5.0	20 – 100	380 – 630	8.0 – 65.0

Round bars:

Diameter, mm	Length, mm	*Packaging	Comments
2.0 – 8.0	300 – 3000	Box	welding electrode
5.0 – 60.0	500 – 4000	Bundles	common use

* Special packaging available upon request

Packaging type

Coils

Each coil consists of one continuous wound wire. Regular coil weight is in between 40-55 kg. Up on request weight of the coil can be increased under 200 kg. For the better unwinding and feeding of the wire, coils can be supplied on carriers or another keeper.

Spider/Carrier/Kronenstock

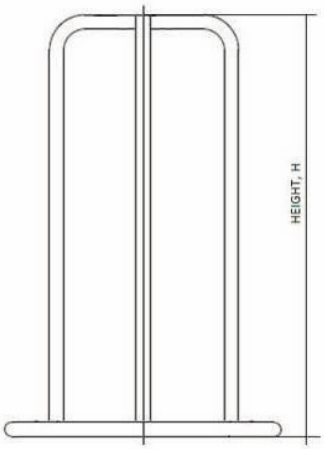

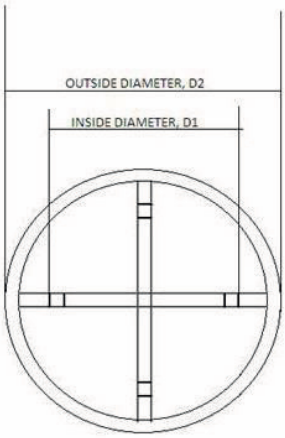

Carrier type	D1, mm	D2, mm	H, mm	Weight of carrier, kg	Weight, kg
Carrier 1	Min 360	600	1210	16	up to 120
Carrier 2	Min 480	820	1215	20	up to 300

Spools in accordance with IEC 60264-2-1 (DIN 46399)

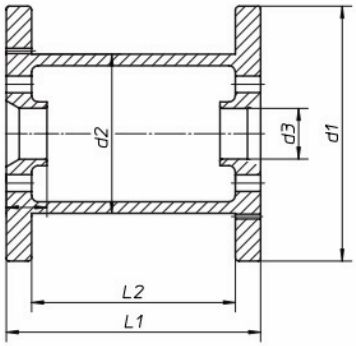

Spool type	d1, mm	d2, mm	d3, mm	L1, mm	L2, mm	Weight, kg
DIN 100	100	64	16	100	80	up to 1
DIN 125	125	80	16	125	100	up to 4
DIN 160	160	100	22	160	128	up to 6
DIN 200	200	125	36	200	160	up to 12
DIN 250	250	160	36	200	160	up to 20

Packaging type

MIG wire on spools in accordance with DIN EN ISO 544

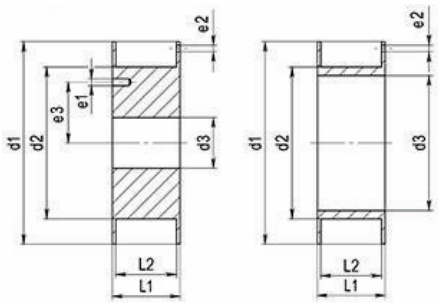





Spool type	Material	d1, mm	d2, mm	d3, mm	e1, mm	e2, mm	e3,mm	L1, mm	L2, mm	Weigth, kg
S200	plastic	200	45	50,5	–	1,6	–	55	45	5
S300	plastic	300	212	51,5	11	3	44,5	103	89,9	15

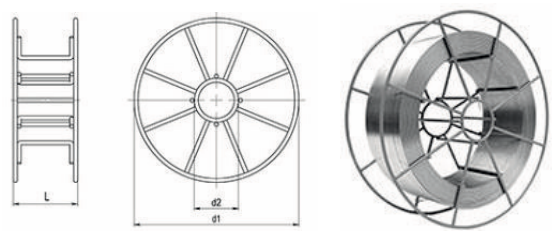

Spool type	Material	d1, mm	d2, mm	L, mm	Weight, kg
BS300	metal	300	50,5	103	up to 18

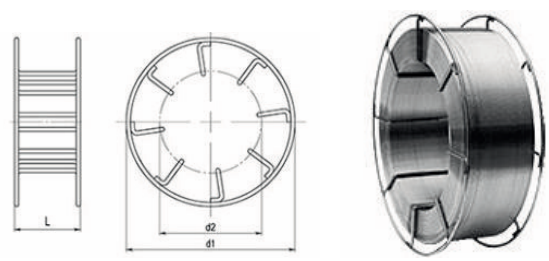

Spool type	Material	d1, mm	d2, mm	L, mm	Weight, kg
K300	plastic	300	180	103	up to 18
K 415	metal	415	308	103	up to 30

Electrode core wire and wire rods

Electrode core wire supplies in wooden boxes with product weight from 200 to 500 kg. Inside the box is covered by an inhibitory paper used for protection of the products from wet and aggressive environmental influences.



Straight TIG rods in lengths from 915 to 1000 mm packing in carton paper. Each rod marked for identity. Weight of rods in one pack is 5 kg.

Tolerance

Wire: According to EN 10218

Nominal diameter, mm	Tolerance, mm
0.20 - 0.29	± 0.008
0.30 - 0.45	± 0.010
0.46 - 0.65	± 0.012
0.66 - 1.01	± 0.015
1.02 - 1.78	± 0.020
1.79 - 2.78	± 0.025
2.79 - 4.01	± 0.030
4.02 - 5.45	± 0.035
5.46 - 7.12	± 0.040
7.13 - 9.01	± 0.045
9.01 and over	± 0.050

Bar: According to ISO 286-2

*Nominal diameter, mm	H9, mm	H10, mm	H11, mm
2.0 – 6.0	-0.030	-0.048	-0.075
6.0 – 10.0	-0.036	-0.058	-0.090
10.0 – 18.0	-0.043	-0.070	-0.110
18.0 – 30.0	-0.052	-0.084	-0.130
30.0 – 60.0	-0.062	-0.100	-0.160

*All ranges set with +0.00 mm tolerance

Strip:

**Nominal Thickness, mm	Tolerance, mm	
	Thickness	Width
2.0 – 2.2	±0.065	+0/-0.6
2.2 – 2.5	±0.065	+0/-0.6
2.5 – 3.2	±0.080	+0/-0.6

** Precision or fine tolerance shall be specified additionally by the Customer

Kuybysheva street, 26, Vladimir, 600026, Russia
D-U-N-S 566045858
en.vlzps.ru; export@vlzps.ru

Phones:
+7 (495) 937-86-71 – export sales
+7 (4922) 44-78-13 – production

Product application

INDUSTRIAL FURNACES



CARTRIDGE HEATERS

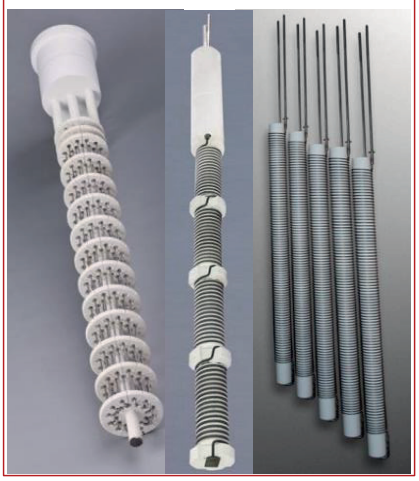

TUBULAR HEATING ELEMENTS

HEATING MATS



HEATING EQUIPMENT/HEAT EMITTERS



HIGH-NICKEL WELDING CONSUMABLES



FLAME SPRAY TECHNOLOGIES

HEAT RESISTANT WIRE MESH



HEAT RESISTANT BASKETS

JSC VLADIMIR PLANT OF PRECISION ALLOYS

ISO 9001:2008 Management System
TÜVRheinland CERTIFIED
www.tuv.com ID 9105080743

Kuybysheva street, 26, Vladimir, 600026, Russia
D-U-N-S 566045858
en.vlzps.ru; export@vlzps.ru

Phones:
+7 (495) 937-86-71 – export sales
+7 (4922) 44-78-13 – production

Contacts

JSC Vladimir Plant of Precision Alloys
en.vlzps.ru

JSC Vladimir Plant of Precision Alloys supplies consumers directly from four warehouses in Russia.

International enquires are handled at our Moscow branch by experienced account managers dealing with customers from Europe, America, Africa, Asia and Australia.

If you are located in Russia or former USSR republics, please call your local sales branch. You can call or email us to discuss your particular requirements.

Export Sales Department:
Bolshaya Akademicheskaya street, 5/2, Moscow, 127299, Russia
E-mail: export@vlzps.ru
Phone: +7 (495) 937-86-71

Production Department:
Kuybysheva street, 26, Vladimir, 600026, Russia
E-mail: info@vlzps.ru
Phone: +7 (4922) 44-78-13

VLADIMIR PLANT OF PRECISION ALLOYS



en.vlzps.ru

REZISTAN

WELDME

0035-cp r-c629
en 13479:2004

Management System
ISO 9001:2008
TÜVRheinland CERTIFIED
www.tuv.com
ID 9105080743

VZPS